

20**18/19**

**PROVENIENZA GEOGRAFICA  
DEGLI STUDENTI (FACOLTÀ)**

**482**  
EUROPA

**43,7%**

**363**  
AMERICA

**33%**

**132**  
AFRICA

**12%**

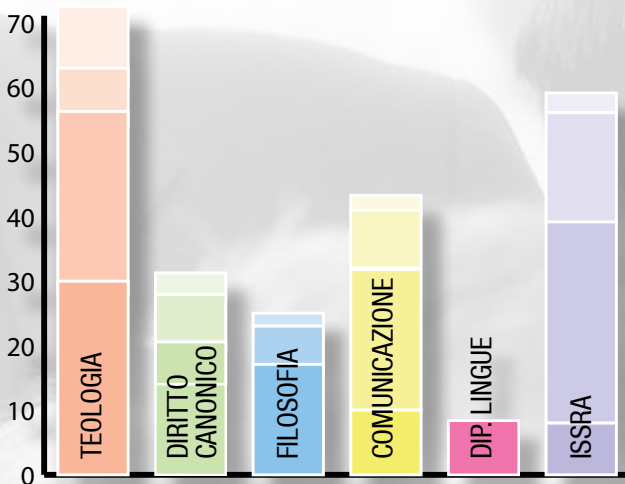
**115**  
ASIA

**10,4%**

**10**  
OCEANIA

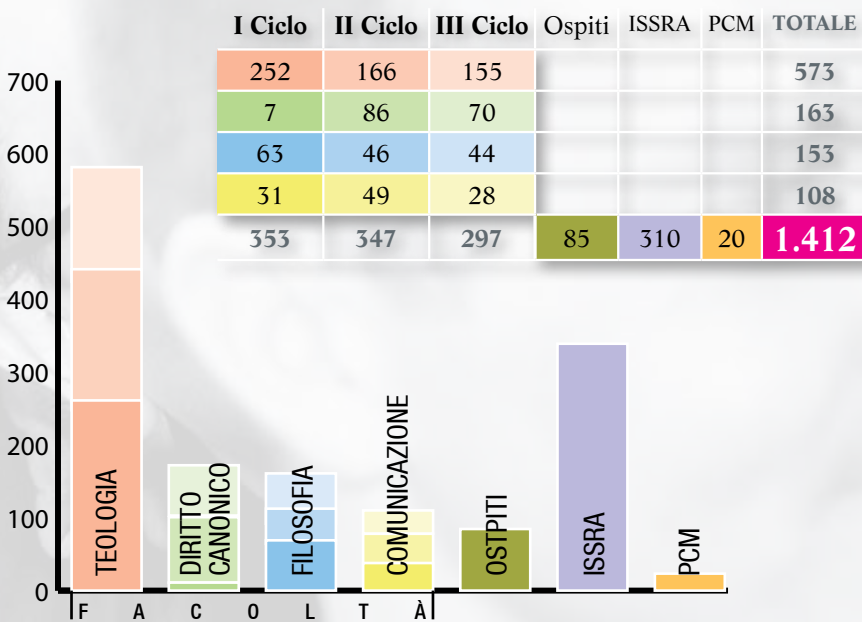
**0,9%**

## PROFESSORI

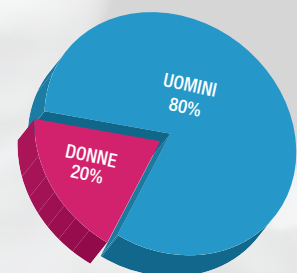
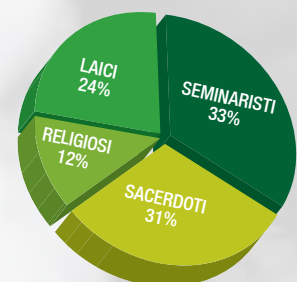


| Stabili | Incaricati | Visitanti | Assistenti | TOTALE     |
|---------|------------|-----------|------------|------------|
| 30      | 27         | 1         | 5          | 63         |
| 15      | 5          | 8         | 5          | 33         |
| 19      | 4          | 2         | -          | 25         |
| 13      | 17         | 11        | 6          | 47         |
| 77      | 53         | 22        | 16         | 176        |
| 8       | 27         | 11        | 2          | 48         |
|         |            |           |            | <b>224</b> |

## STUDENTI



### Studenti (Facoltà)



## GRADI E DIPLOMI (Facoltà)

| Baccellierato | Licenza | Tesi dottorali discusse | TOTALE     |
|---------------|---------|-------------------------|------------|
| 60            | 64      | 37                      | 161        |
| -             | 30      | 8                       | 38         |
| 9             | 11      | 1                       | 21         |
| -             | 15      | 7                       | 22         |
| 69            | 120     | 53                      | <b>242</b> |

